



Prevalence and acceptability of male circumcision in South Africa

Leickness Simbayi, Karl Penzler & Dorina Onoya

Human Sciences Research Council,
South Africa

Presentation at the 10th AIDS Impact Conference to
be held in Santa Fe, New Mexico, USA on 12-15 Sept
2011

Outline of the presentation

- Background
- Purpose of the study
- Methods
- Results
- Conclusions

Background

- **Medical male circumcision (MMC) is now considered one of the best available evidence-based biomedical HIV prevention interventions**
- **Recently three recent rigorous randomized clinical trials (RCTs) demonstrated approximately 60% reductions in HIV transmission rates following medically-performed male circumcision surgery in South Africa, Uganda, and Kenya.**

Background (contd)

- **International organisations under the global leadership of both WHO and UNAIDS have recommended that the scaling-up of circumcision in HIV hyperendemic Sub-Saharan African countries including in South Africa as part of a comprehensive HIV prevention package among males.**
- **This in turn has led to questions being asked about the acceptability of introducing circumcision as an HIV prevention strategy in parts of sub-Saharan Africa.**

Background (contd)

- In 2002 the Nelson Mandela/HSRC study showed that 35% of men in South Africa are circumcised (Connolly, Simbayi et al., 2008).
- However, there has been no national study to determine its acceptability.

Purpose of study

- **This was two-fold as follows:**
 - **to determine the rates of self-reported circumcision among South African men, and, more importantly,**
 - **to evaluate the acceptability of male circumcision in South Africa by uncircumcised adult men and all adult women**

Methods

- **The study consisted of a nationally representative sample of people that participated in a national HIV population-based household survey which was conducted in 2008 (see Shisana, Rehle, Simbayi et al., 2009) as follows:**
 - **a sub-group of 6654 men aged 15 years and older who were included in the analysis on male circumcision prevalence and acceptability thereof among those who were not circumcised, and**
 - **a sub-group of 6796 women aged 15 to 49 years.**

Methods – Measures

- The prevalence of male circumcision was assessed with the question: “Have you been circumcised?”
- Traditional and medical circumcision were assessed with two questions: “Where were you circumcised?” and “Who circumcised you? “

Methods - Measures (contd)

- Other questions included
 - the age of male circumcision.
 - Knowledge of HIV protective effect of male circumcision was assessed with the question “Have you heard that circumcision has recently been shown to partly reduce the chances of HIV infection among males?”

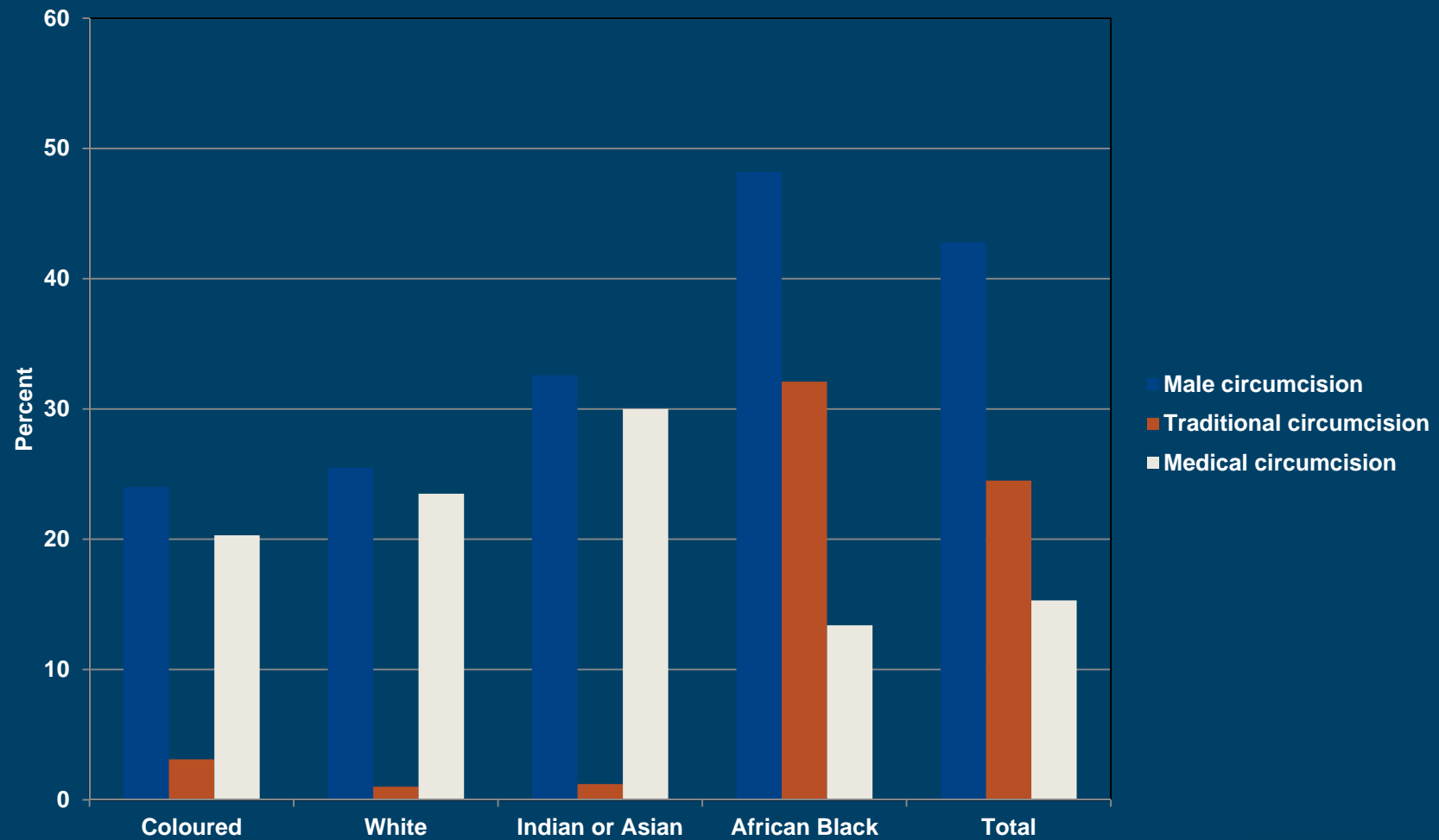
Methods - Measures (contd)

- Men and women were asked about the acceptability of male circumcision with the question, “Would you support the idea that all men should be circumcised or not?”
- Women were also asked about the circumcision status of their sexual partner.

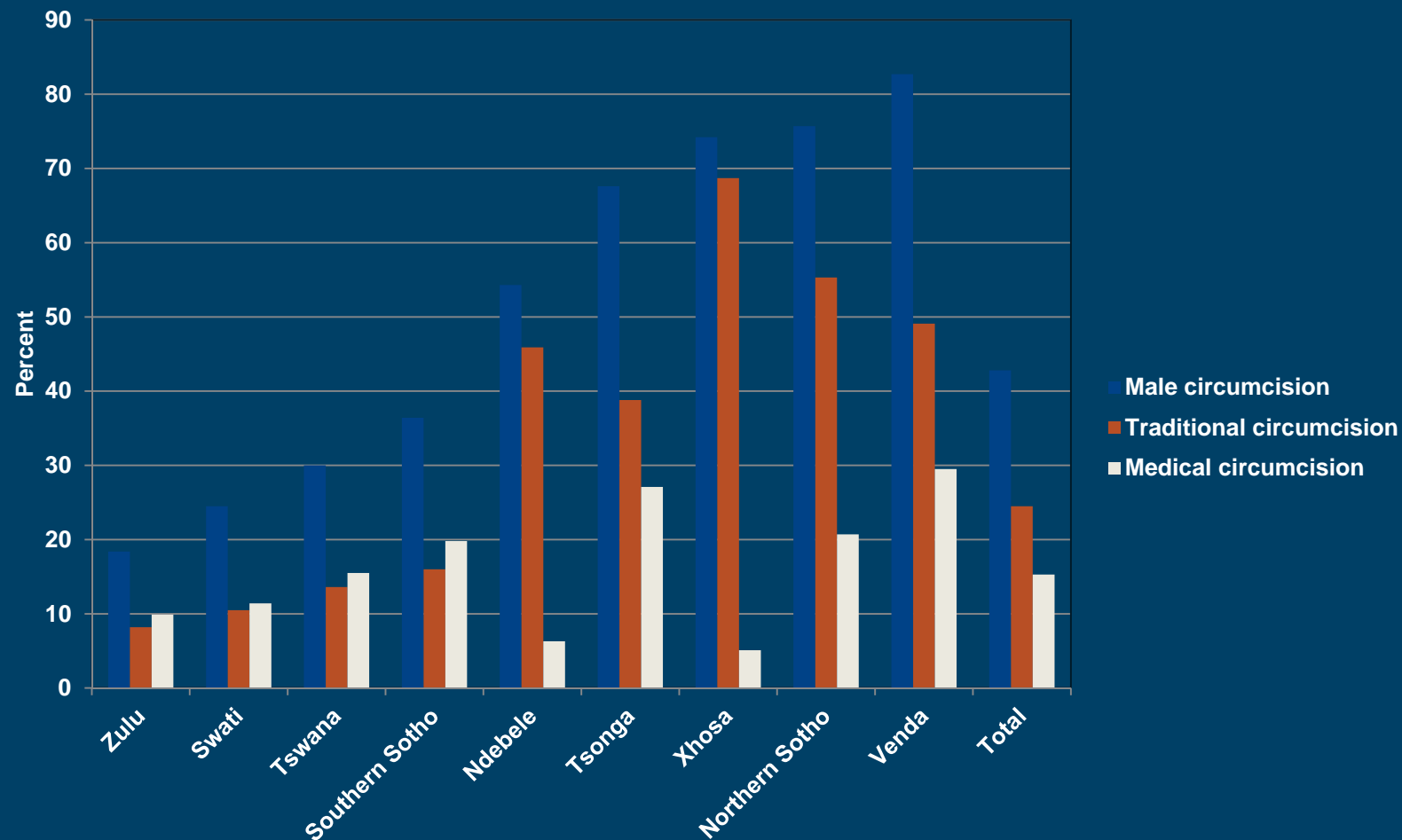
RESULTS

Social science that makes a difference

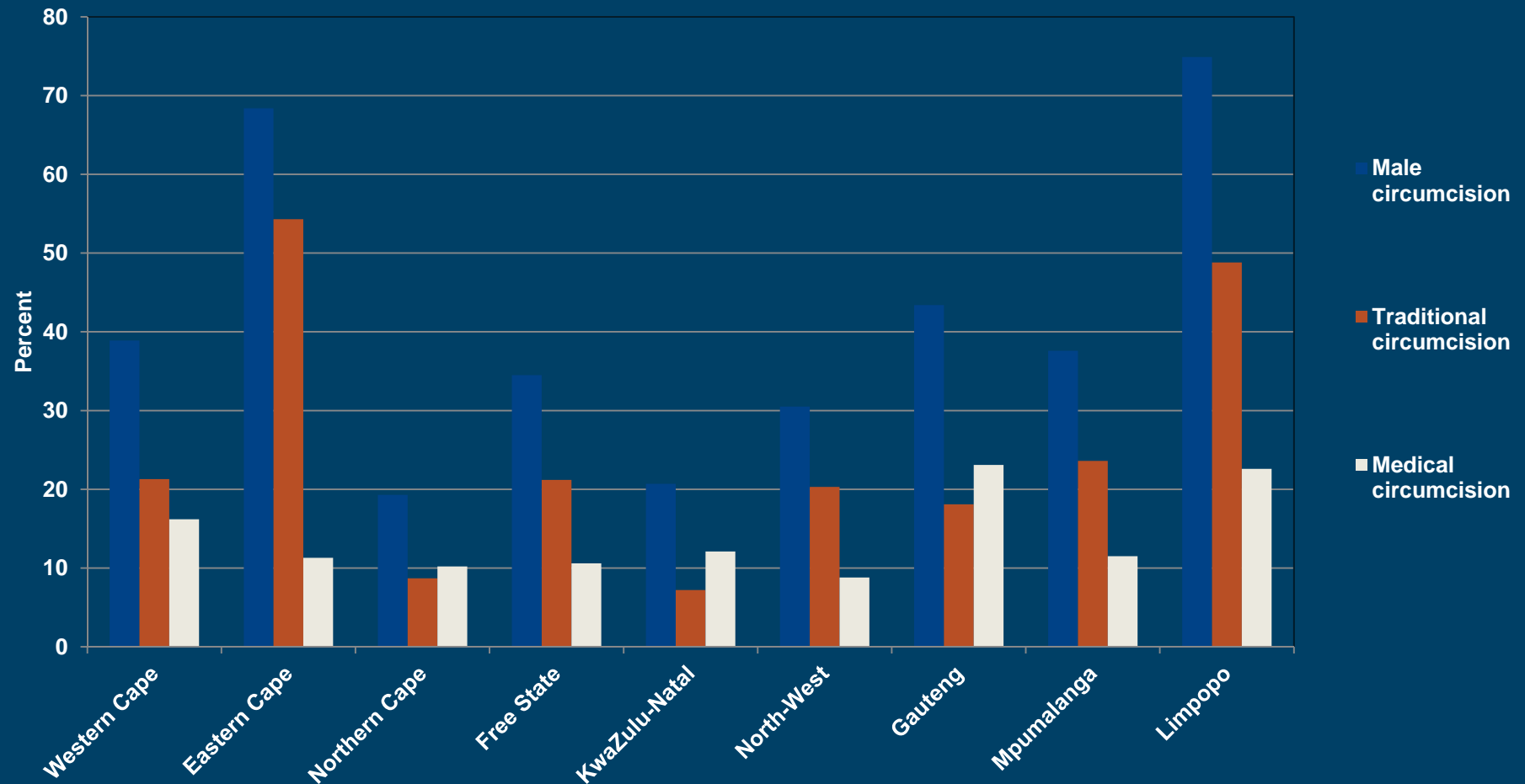
Male circumcision (both traditional and medical) by population group (race) (N=6654)



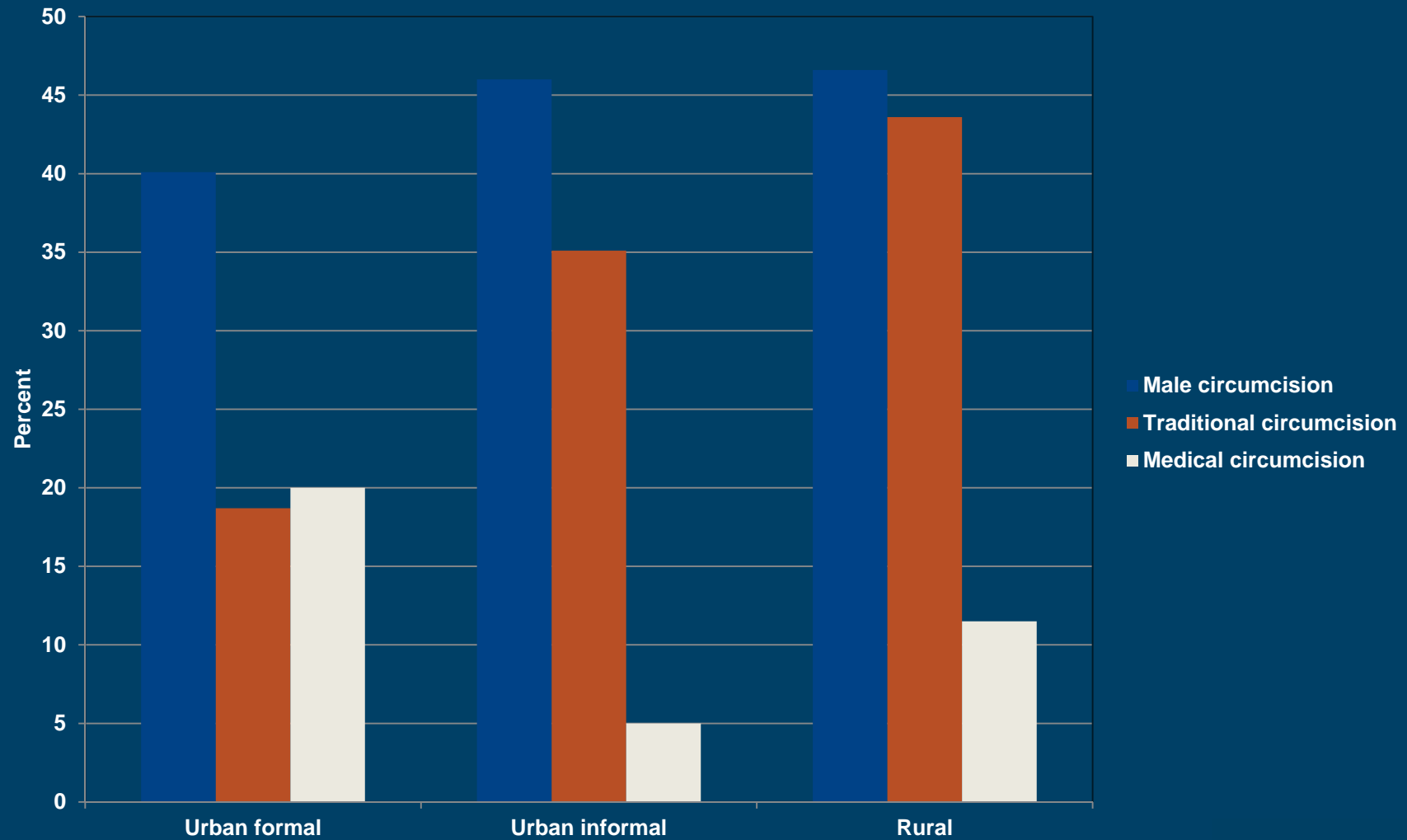
Male circumcision (both traditional and medical) by ethnicity among Black Africans (N=3604)



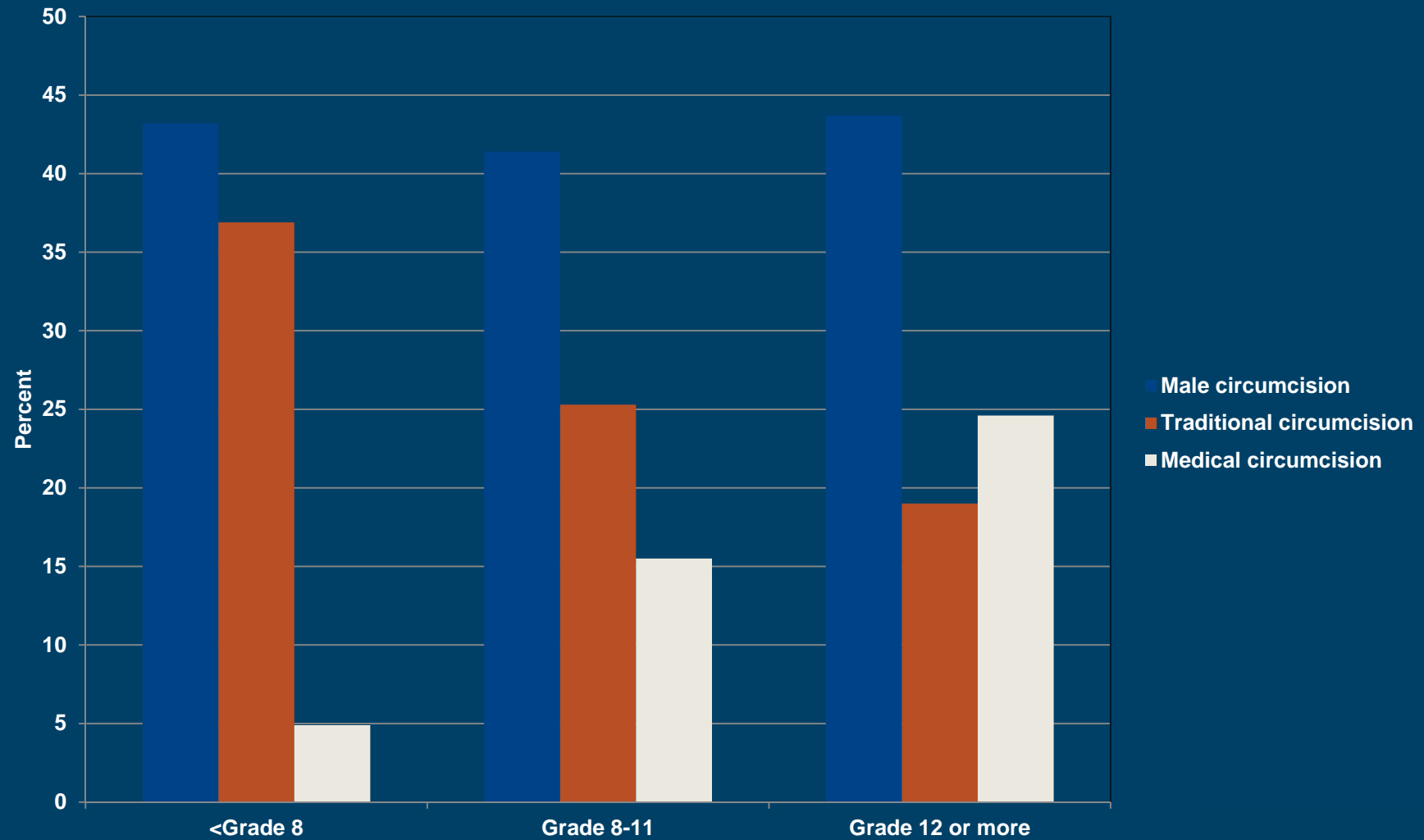
Male circumcision (both traditional and medical) by province (N=6654)



Male circumcision (both traditional and medical) by geolocality (N=6654)



Male circumcision (both traditional and medical) by education (N=6654)



Partner male circumcision status and acceptability of male circumcision among men and women 15 to 49 years

Variables	15-24 years		25-49 years	
	N (%)	95%CI	N (%)	95%CI
Would you consider being circumcised (Among uncircumcised men)				
Yes	734 (45.7)	41.4-50.0	327 (28.3)	24.9-31.9
No	755 (54.3)	50.0-58.6	1227 (71.7)	68.0-75.0
Is your current sexual partner circumcised? (Women)				
Yes	589 (30.6)	27.6-33.7	1825 (38.2)	35.8-40.7
No	556 (23.2)	20.8-25.8	1941 (34.1)	32.0-36.2
Don't know	265 (12.4)	10.5-14.5	256 (6.1)	5.0-7.4
If your partner is not circumcised would you be supportive of him getting circumcised (Women)				
Yes	1248 (60.6)	57.2-63.9	3060 (63.1)	60.7-65.4
No	753 (38.9)	35.7-42.2	1918 (36.2)	33.9-38.5

Partner male circumcision status and acceptability of male circumcision among men and women 15 to 49 years (contd)

Variables	15-24 years		25-49 years	
	N (%)	95%CI	N (%)	95%CI
Would you be supportive that all men should be circumcised (Both sexes)				
Support	2062 (53.3)	50.6-56.0	4403 (54.1)	52.0-56.1
Oppose	1238 (30.1)	27.7-32.7	2593 (28.3)	26.7-30.0
Don't know	820 (16.6)	14.7-18.6	1735 (17.6)	16.2-19.1
Have you heard that male circumcision has recently been shown to partly reduce the chances of HIV infection among men? (Men)				
Yes	574 (34.1)	31.0-37.2	697 (38.8)	35.4-42.2
No/Do not know	1349 (65.9)	62.8-69.0	1366 (61.2)	57.8-64.6

Conclusions

- **The results show that male circumcisions were on the increase compared when to 2002 while acceptability of male circumcision is moderately high.**
- **There is also an indication that both male youth and adult females were more accepting of male circumcision.**

Conclusions (contd)

- **The above findings suggest the need for an aggressive advocacy campaign targeting males to clearly explain about male circumcision and its benefits.**
- **Women should also be encouraged to reinforce the message with their partners.**

Conclusions (contd)

- **The existing goodwill towards male circumcision should be ceased upon quickly to get the male circumcision programmes up and running in all nine provinces of South Africa.**

Aknowledgements

- **The research presented in this paper was supported by Cooperative Agreement Number U2G/PS000570 from the US Centers for Disease Control and Prevention (CDC).**
- **Its contents are solely the responsibility of the authors and do not necessarily represent the official views of CDC.**

Thank you for your attention

