




# GOVERNMENT SECTOR R&D AT A GLANCE

In 2019/20, government spent R1.894 billion on R&D investment in South Africa, a decrease from the R2.223 billion reported in 2018/19. The majority of R&D by government departments is focused on applied research to address the societal challenges in the country. In line with national priorities, government expenditure on R&D was largely concentrated within the agricultural, social sciences, and medical and health sciences.



FACT SHEET NO. 37

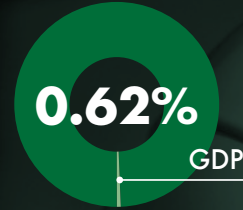
# THE BIG PICTURE



THE VALUE OF SOUTH AFRICA'S GROSS DOMESTIC PRODUCT (GDP) IN 2019/20



THE SHARE OF GDP SPENT ON R&D



GROSS DOMESTIC EXPENDITURE ON R&D (GERD) GREW FROM:



GOVERNMENT EXPENDITURE ON R&D AMOUNTED TO:



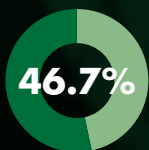
## R&D SPENDING PATTERNS



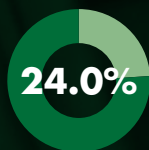
BREAKDOWN OF GOVERNMENT SECTOR R&D SPEND BY TYPE OF RESEARCH:



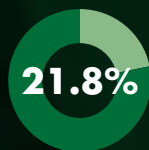
THE SHARE OF GOVERNMENT SPENDING IS MADE UP OF:



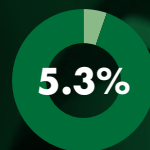
RESEARCH INSTITUTES



NATIONAL DEPARTMENTS



PROVINCIAL DEPARTMENTS

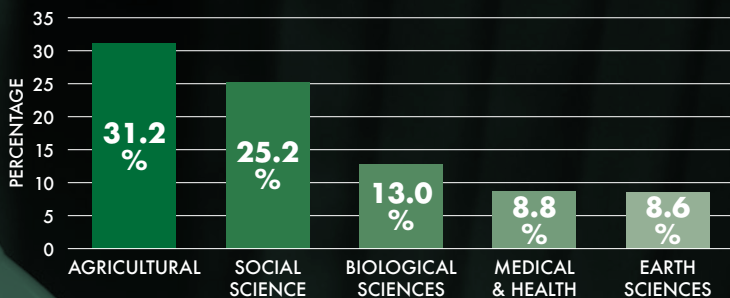


MUNICIPALITIES




MUSEUMS

THE MAJORITY OF R&D WAS INVESTED IN THE FOLLOWING RESEARCH FIELDS:



THE AREAS OF THE ECONOMY BENEFITTING THE MOST FROM GOVERNMENT R&D WERE:



ECONOMIC SECTOR **20.1%**  
 SOCIAL DEVELOPMENT & COMMUNITY SERVICES **15.6%**  
 NATURAL RESOURCES **14.4%**

## R&D PERSONNEL



IN 2019/20 TOTAL R&D PERSONNEL IN GOVERNMENT AMOUNTED TO:

**3 157**  
PEOPLE



RESEARCHERS  
**1 742**

TECHNICIANS  
**548**

SUPPORTING PERSONNEL  
**867**

THE SHARE OF WOMEN RESEARCHERS IN 2019/20 ACCOUNTED FOR 53.0% OF RESEARCHERS IN THE GOVERNMENT SECTOR



**53.0%**




## BEHIND THE NUMBERS



The annual South African National Survey of Research and Experimental Development (R&D Survey) is conducted by the Centre for Science, Technology and Innovation Indicators (CeSTII) at the Human Sciences Research Council (HSRC), on behalf of the Department of Science and Innovation (DSI). R&D statistics are collected in terms of the Statistics Act No. 6 of 1999, and are quality assured by Statistics South Africa. Data collected through the Survey, and its historic data series, helps to inform decision-makers on investment planning, policy-making, advocacy, and research in South Africa. Data also adds to benchmarking and performance comparisons with our international counterparts.



Access previous survey reports:  
<http://www.hsrc.ac.za/en/departments/CeSTii/reports-cestii>



Data and analysis for this publication was prepared by Audrey Mahlaela and Mario Clayford.



## CONTACT US

Dr Glenda Kruss (Executive Head)	021 466 8086	<a href="mailto:gkruss@hsrc.ac.za">gkruss@hsrc.ac.za</a>
Dr Nazeem Mustapha (Project Leader)	021 466 7887	<a href="mailto:nmustapha@hsrc.ac.za">nmustapha@hsrc.ac.za</a>
Dr Mario Clayford (Sector Lead)	021 466 7829	<a href="mailto:mclayford@hsrc.ac.za">mclayford@hsrc.ac.za</a>

## CONNECT WITH US

 ENGAGE WITH US ON TWITTER @HSRC\_CeSTII

 FOLLOW US ON LINKEDIN

 SEE US ON INSTAGRAM

 FIND US ON FACEBOOK

Cover ventilator image credit: CSIR