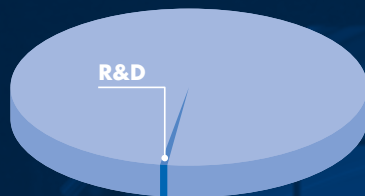


SCIENCE COUNCIL at a glance **2014/15**

SOUTH AFRICAN NATIONAL SURVEY OF
RESEARCH AND EXPERIMENTAL DEVELOPMENT

IN THE 2014/15 SURVEY
0.77% OF **GDP**
WAS **SPENT** ON **R&D**



THE SIZE OF
SOUTH AFRICA'S
GDP IN 2014/15



R 3 796.462
BILLION

GROSS EXPENDITURE ON
R&D (GERD) GREW FROM

R 12,010 BILLION
IN 2004/05

R 29,345 BILLION
IN 2014/15

THE **GROWTH OF SCIENCE COUNCIL R&D EXPENDITURE**
HAS **STEADILY INCREASED** FROM

R 3,137
BILLION
IN 2008/09



R 5,005
BILLION
IN 2014/15

INVESTMENT-ENHANCING
RESEARCH FACILITIES
AND INFRASTRUCTURE
IS EVIDENT IN A
GROWTH OF CAPITAL
EXPENDITURE, FROM

R 0.384
BILLION
IN 2008/09



R 0.598
BILLION
IN 2014/15



R&D IN BIO-TECHNOLOGY
 HAS **DOUBLED** SINCE
 2012/13 TO →

R 0.313
BILLION
 IN 2014/15

INVESTMENT IN ENVIRONMENTAL RELATED R&D AREAS HAS SIGNIFICANTLY INCREASED



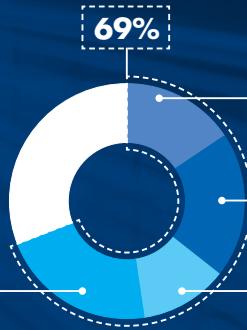
6.9%
 IN 2013/14



20.7%
 IN 2014/5



THE **LARGEST SHARE**
 (69%) OF **SCIENCE**
COUNCIL R&D
INVESTMENT WAS
 IN THE FOLLOWING
 RESEARCH FIELDS:



INFORMATION AND COMMUNICATION TECHNOLOGY (15.6%)

ENGINEERING SCIENCES (20.0%)

MEDICAL AND HEALTH SCIENCES (11.9%)

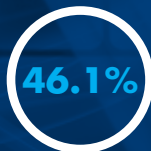
AGRICULTURAL SCIENCES (21.5%)

IN 2014/15 THE **SECTORS** OF THE **ECONOMY**
BENEFITING MOST FROM SCIENCE COUNCIL
INVESTMENT IN R&D WERE (*SEO):

DEFENCE



ECONOMIC DEVELOPMENT



HEALTH



EDUCATION & TRAINING



BEHIND THE NUMBERS

The annual South African National Survey of Research and Experimental Development is conducted by the Centre for Science, Technology and Innovation Indicators (CeSTII) at the Human Sciences Research Council (HSRC), on behalf of the Department of Science and Technology (DST). R&D statistics are collected in terms of the Statistics Act No. 6 of 1999, and are quality assured by Statistics South Africa.

Data collected through the survey, and its historic data series, helps to inform decision-makers on investment planning, policy making, advocacy, and research in South Africa. Data streams also add to benchmarking and performance comparisons with our international counterparts.

Access previous survey reports:

<http://www.hsrc.ac.za/en/departments/CeSTii/reports-cestii>

This Fact Sheet was produced by CeSTII in September 2017.

CONTACT US

Dr Neo Molotja | Survey Lead 021 466 7818 nmolotja@hsrc.ac.za

Mario Clayford | Sector Lead 021 466 7829 mclayford@hsrc.ac.za

CONNECT WITH US



ENGAGE WITH US ON TWITTER @HSRC_CeSTII



FIND US ON LINKEDIN



SEE US ON INSTAGRAM