

INNOVATION DATA: NIGERIA & SOUTH AFRICA AT A GLANCE

MANUFACTURING

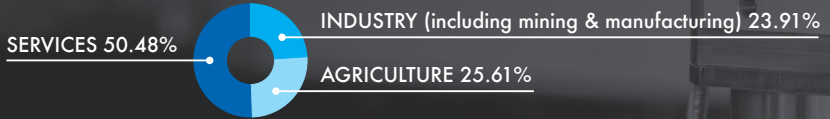


Nigeria and South Africa are Africa's largest economies, with a combined GDP that rivals those of all other African nations together. However, GDP growth rates in both countries have stalled in recent years, and major societal ills persist. As middle-income economies that have made a transition from primary industry to services-based growth, Nigeria and South Africa's innovation performance should concern policy-makers.

As this Fact Sheet illustrates, while firms in both countries use technology acquisition as *the* key innovation strategy to improve the quantity and quality of their value propositions, Nigerian and South African firms face critical financial and other barriers to innovation.

NIGERIA (2008 – 2010)

ECONOMIC STRUCTURE (% OF GDP)



NUMBER & TYPE OF FIRMS SURVEYED



INNOVATION-ACTIVE FIRMS*

* Firms with successful, and ongoing and/or abandoned, innovation activities.



FIRMS WITH SUCCESSFUL INNOVATION ACTIVITY

65.0%

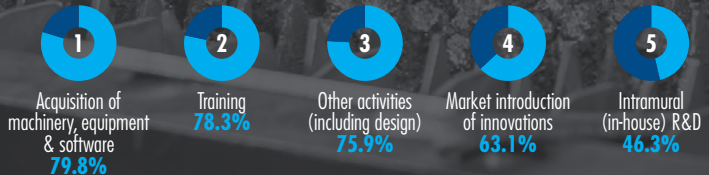


FIRMS WITH ONGOING AND/OR ABANDONED INNOVATION ACTIVITY

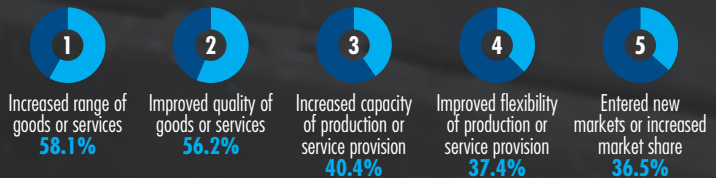
15.9%



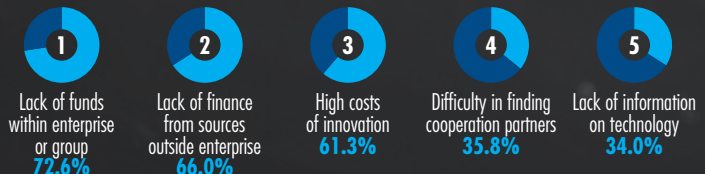
TOP 5 INNOVATION ACTIVITIES OF INNOVATION-ACTIVE FIRMS



HIGHLY IMPORTANT EFFECTS OF INNOVATION ON BUSINESS GOALS FOR INNOVATION-ACTIVE FIRMS



HIGHLY IMPORTANT BARRIERS TO INNOVATION FOR FIRMS WITHOUT INNOVATION ACTIVITY





SOUTH AFRICA (2010 – 2012)

ECONOMIC STRUCTURE (% OF GDP)

SERVICES 72.04%



AGRICULTURE, FORESTRY & FISHING 2.59%

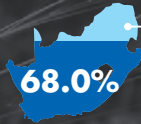
INDUSTRY (including mining, manufacturing & electricity, gas & water) 25.38%

NUMBER & TYPE OF FIRMS SURVEYED



INNOVATION-ACTIVE FIRMS

* Firms with successful, and ongoing and/or abandoned, innovation activities.



NOT INNOVATION-ACTIVE 32.0%

FIRMS WITH SUCCESSFUL INNOVATION ACTIVITY

61.3%



FIRMS WITH ONGOING AND/OR ABANDONED INNOVATION ACTIVITY

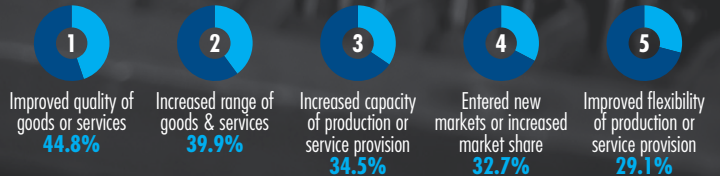
6.7%



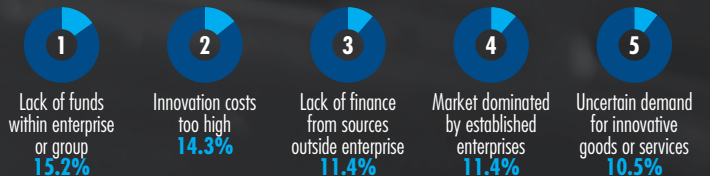
TOP 5 INNOVATION ACTIVITIES OF INNOVATION-ACTIVE FIRMS



HIGHLY IMPORTANT EFFECTS OF INNOVATION ON BUSINESS GOALS FOR INNOVATION-ACTIVE FIRMS



HIGHLY IMPORTANT BARRIERS TO INNOVATION FOR FIRMS WITHOUT INNOVATION ACTIVITY




BEHIND THE NUMBERS


This Fact Sheet is a joint product of the Centre for Science, Technology and Innovation Indicators (CeSTII) at South Africa's Human Sciences Research Council and Nigeria's National Centre for Technology Management (NACETEM). Both CeSTII and NACETEM are responsible for the production of science, technology and innovation indicators. Data is drawn from the South African Business Innovation Survey (2008) and from the Nigerian Business Innovation Survey (2010). Both surveys were conducted using the OECD's Oslo Manual, allowing for international comparability of data. GDP data was sourced from Statistics South Africa and Nigeria's National Bureau of Statistics.

ABOUT NACETEM

NACETEM is an agency of Nigeria's Federal Ministry of Science and Technology that provides critical knowledge support in the area of STI management for sustainable development.

CONTACT US

 National Centre for Technology Management, Federal Ministry of Science and Technology, P.M.B 012, Obafemi Awolowo University, Ile-Ife, Nigeria

 Prof Okechukwu Ukwuoma
dg.ceo@nacetem.gov.ng

CONNECT WITH US

 @nacetemng1


 <http://tiny.cc/NACETEM>

 www.nacetem.gov.ng

ABOUT CeSTII

CeSTII is a policy research institute of the Human Sciences Research Council, which performs national studies on R&D and innovation on behalf of the Department of Higher Education, Science and Technology.

CONTACT US


 Human Sciences Research Council
Merchant House (4th Floor)
116-118 Buitengracht Street, Cape Town

 Dr Glenda Kruss
gkruss@hsrc.ac.za

CONNECT WITH US

 Engage with us on Twitter @HSRC_CeSTII

 Find us on LinkedIn

 See us on Instagram

This Fact Sheet is No. 17 in the CeSTII Fact Sheet series. It was produced during a research visit to South Africa by NACETEM's Dr Abiodun Egbetokun in May 2019, which was sponsored by the InterAcademy Partnership. To access all previous CeSTII Fact Sheets and other research products, go to <http://www.hsrc.ac.za/en/departments/CeSTii/latest-results>