

HSRC RESEARCH OUTPUTS

3157

High School Participation Rates in Atteridgeville



HSRC

**Kgabo Masehela (ATEE) &
Adlai Davids (SAMM)**

What triggered the development of this case study?

- The reported encouragement of teenage pregnancies through the availability of the child support grant.
- The number of teenage school dropouts or school going teenagers (14 – 18yrs) who are out of school
- The number of learners who commute to city schools in search of 'better' quality education

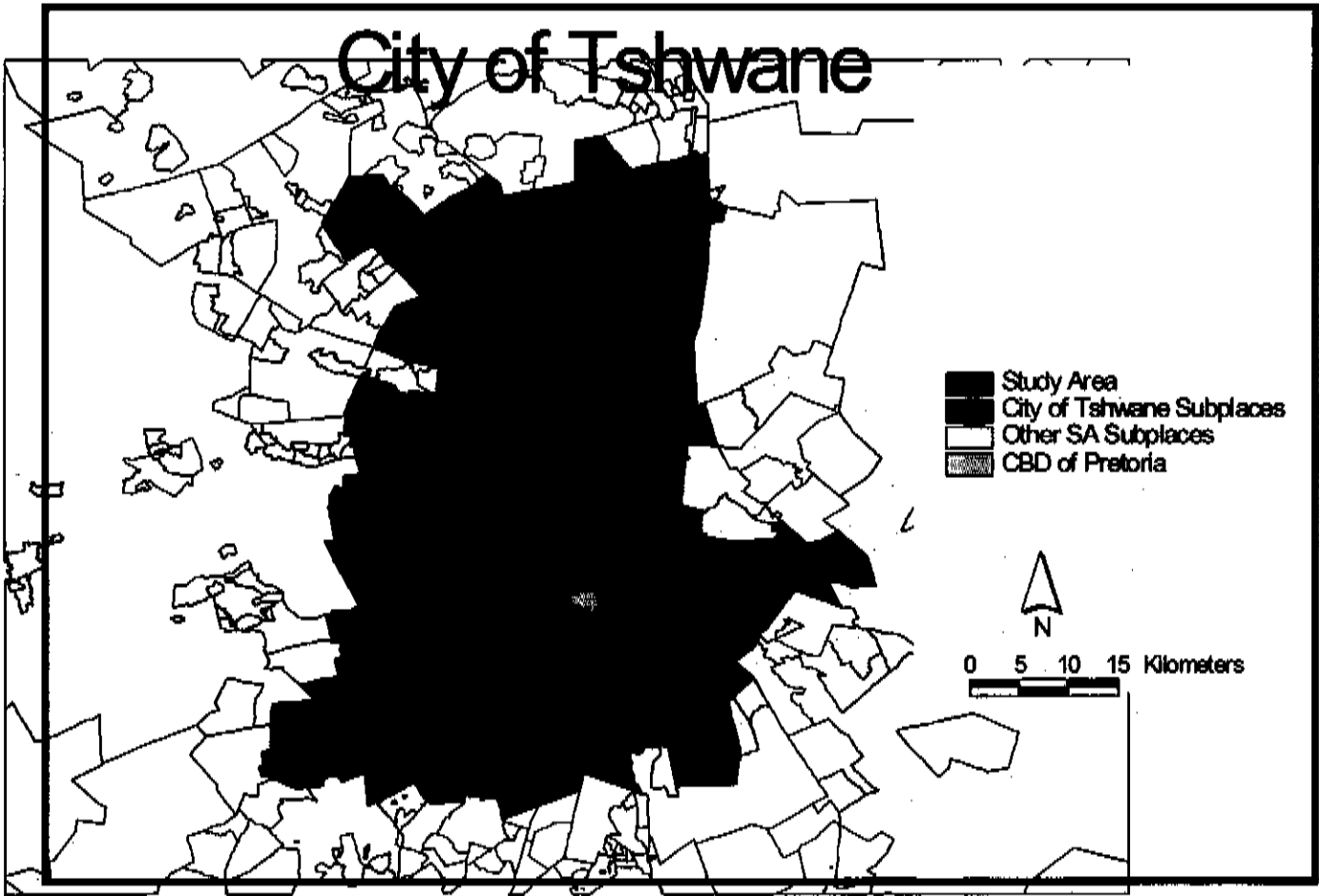
Aim

- Stimulate a debate in view of further research studies and funding on high school drop-out rates and its social consequences

Context

- The study was undertaken in Atteridgeville- a township west of Pretoria.
- Township established in 1938 was named after female Queen Atteridge much more populated by 1965/66 forced removals from Lady Selborne and Marabastad, etc.
- Like many townships it provided employment to Skiet Ban and Iscor/Yskor

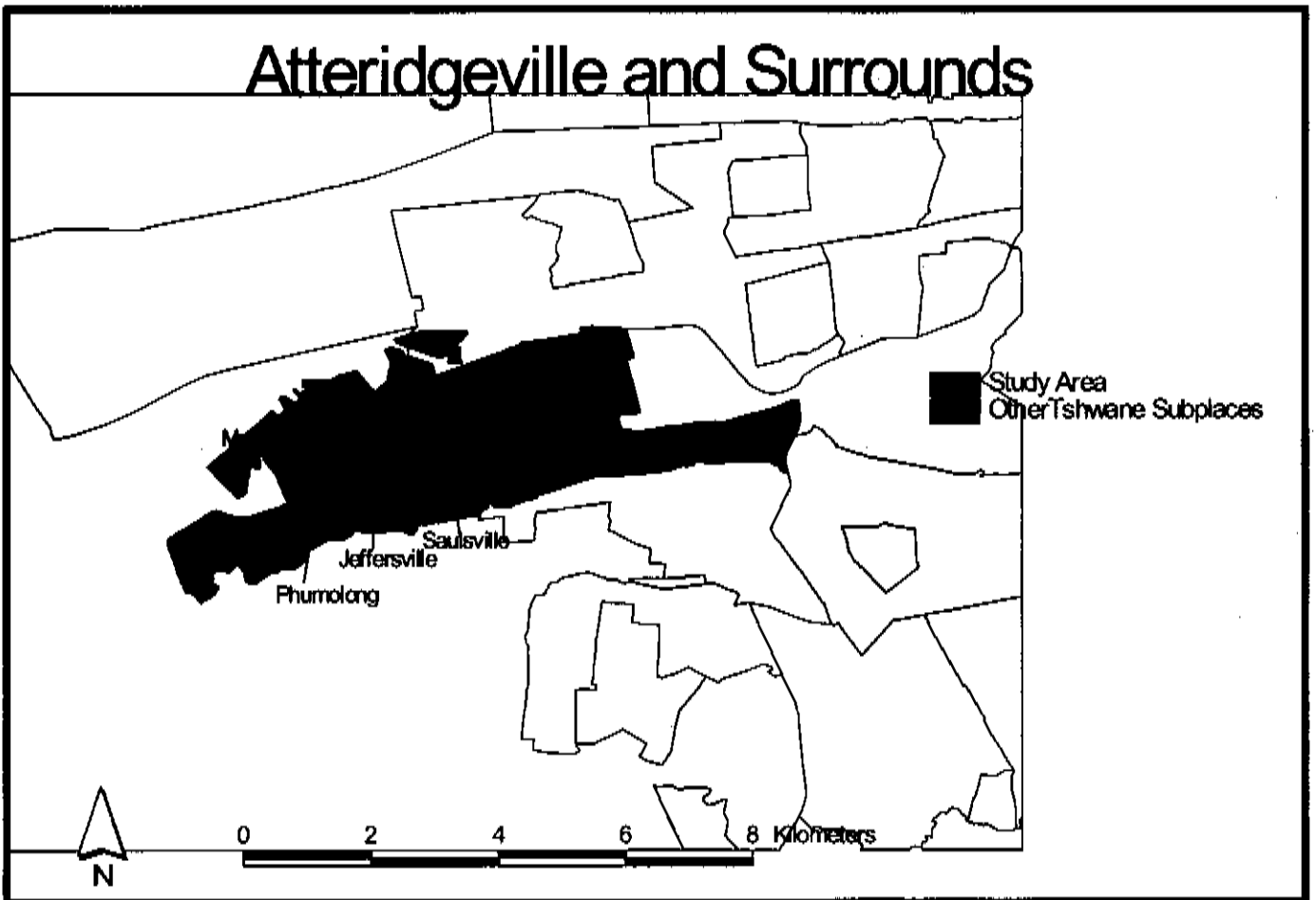
City of Tshwane



Definition of Atteridgeville

- Resonate the old definition with the existing RDP sections or 'mshenguville' adjacent to it.
- Combines Saulsville, Atteridgeville and four 'mshengus' sections outlying the township in the West.
- Total population of 139 423 in 2001

Atteridgeville and Surrounds



Questions

- How many teenagers are outside the system?
- Why are they outside school?
- (These paper responds to the former question by proving statistical data on the number of learners both inside and outside the system)

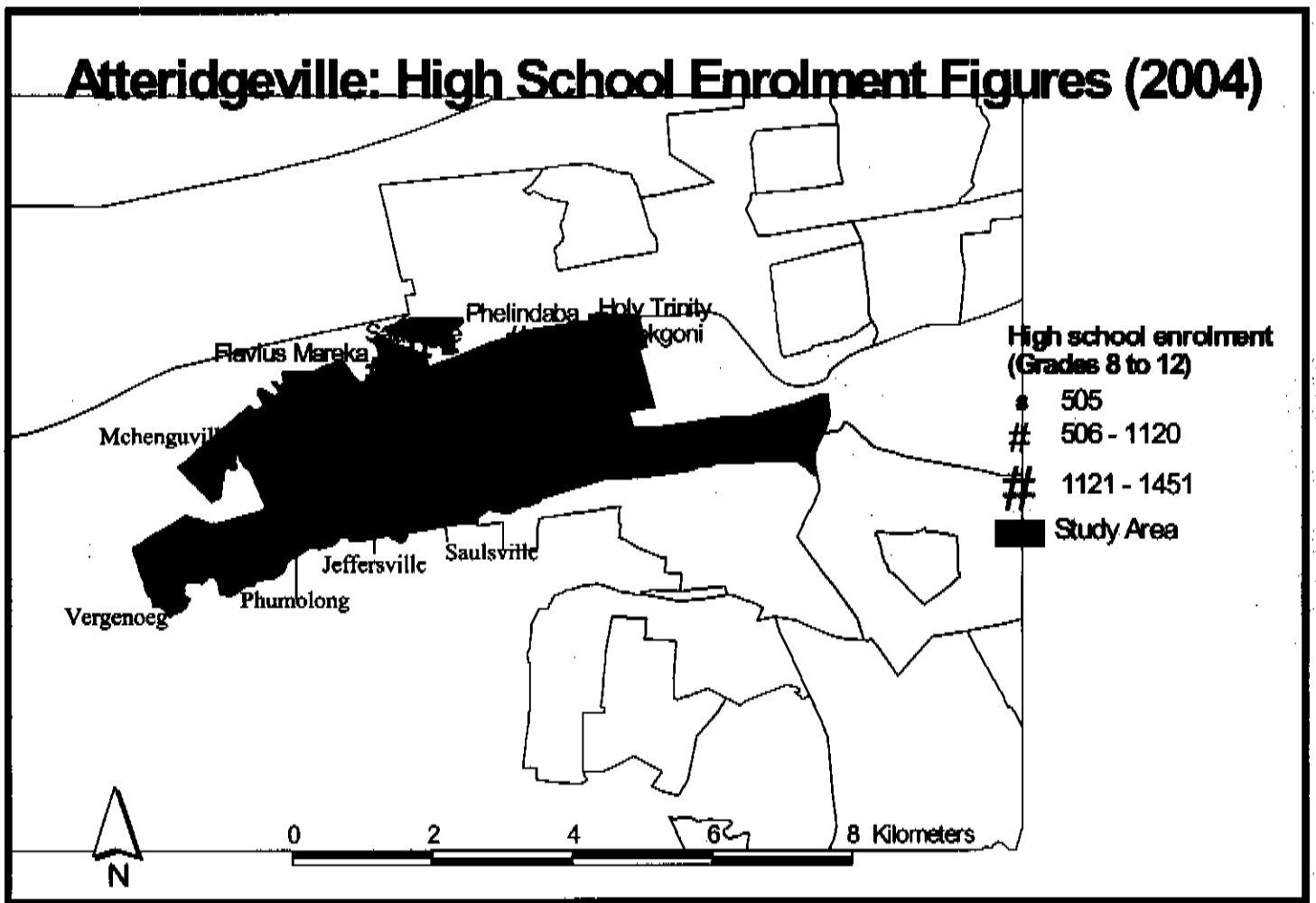
Data Sources

- **Non-spatial data:** Enrolment figures in Grades 8-12 obtained through personal visits and telephone enquiries
- **Spatial data:**
 - Census 2001 subplaces : output units of Statistics South Africa (n = 21 245)
 - Department of Education (DoE) School Register of Needs (SRN)

High School Enrolment Figures (2004) in Atteridgeville (n = 9 861)

School Name	Total	Gr8_Total	Gr_9 Total	Gr_10 Total	Gr_11 Total	Gr_12 Total
DR WF NKOMO	1056	171	147	323	310	105
FLAVIUS MAREKA	949	210	154	270	233	82
PHELINDABA	1081	210	200	374	184	113
HOFMEYR	1408	312	295	398	207	196
BOKGONI TECHNICAL	1451	323	386	435	234	73
SAULRIDGE	1239	343	303	275	172	146
EDWARD PHATUDI	1120	338	211	200	237	134
DAVID HELLEN PETA	1052	260	249	252	169	122
HOLY TRINITY	505	not available	not available	not available	not available	not available

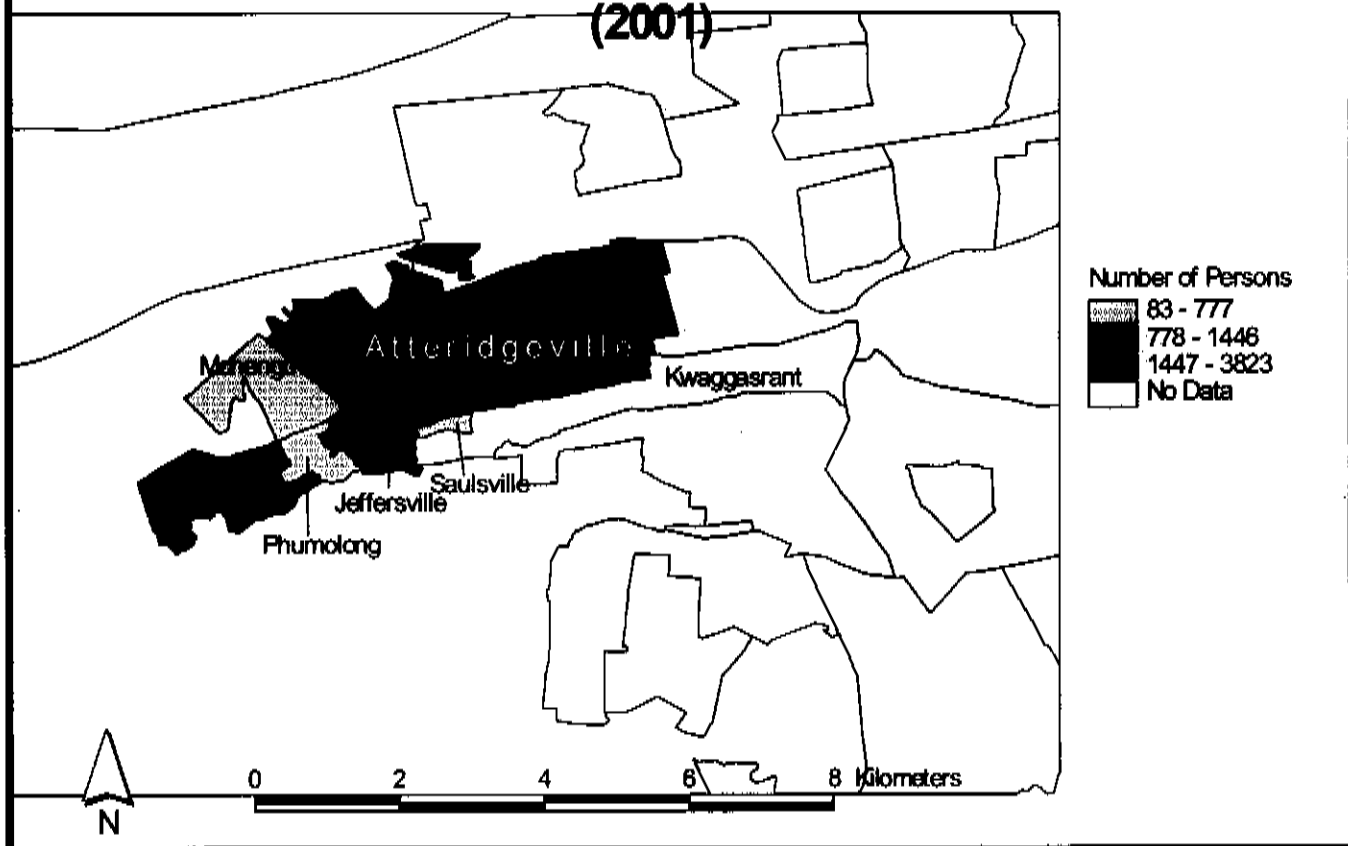
Atteridgeville: High School Enrolment Figures (2004)



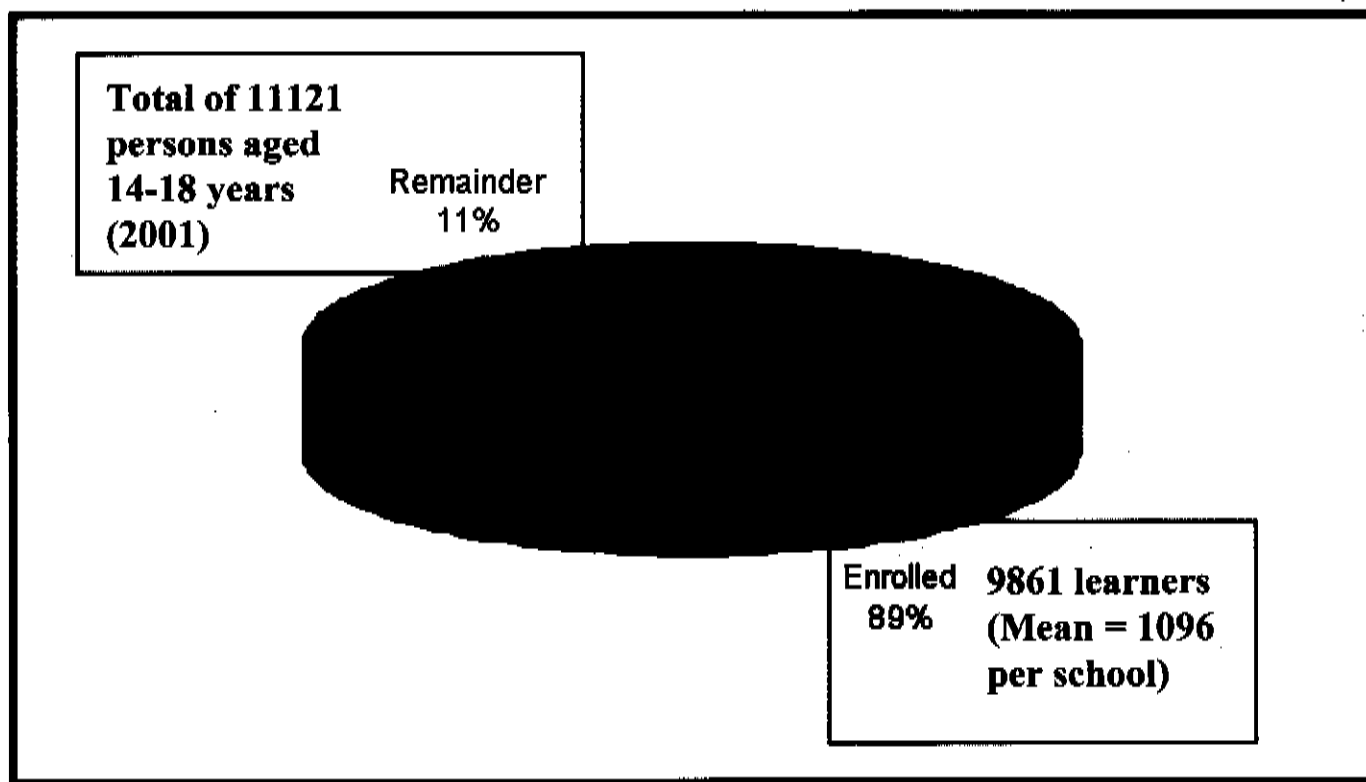
Enrolment Trends

School Name	Total	Gr_10 Total	Attrition	Gr_11 Total	Gr_12 Total	Attrition
DR WF NKOMO	1056	323	-13	310	105	-218
FLAVIUS MAREKA	949	270	-37	233	82	-188
PHELINDABA	1081	374	-190	184	113	-261
HOFMEYR	1408	398	-191	207	196	-202
BOKGONI TECHNICAL	1451	435	-201	234	73	-362
SAULRIDGE	1239	275	-103	172	146	-129
EDWARD PHATUDI	1120	200	37	237	134	-66
DAVID HELLEN PETA	1052	252	-83	169	122	-130
HOLY TRINITY	505	not available	not available	not available	not available	not available
		TOTAL:	-781			-1556

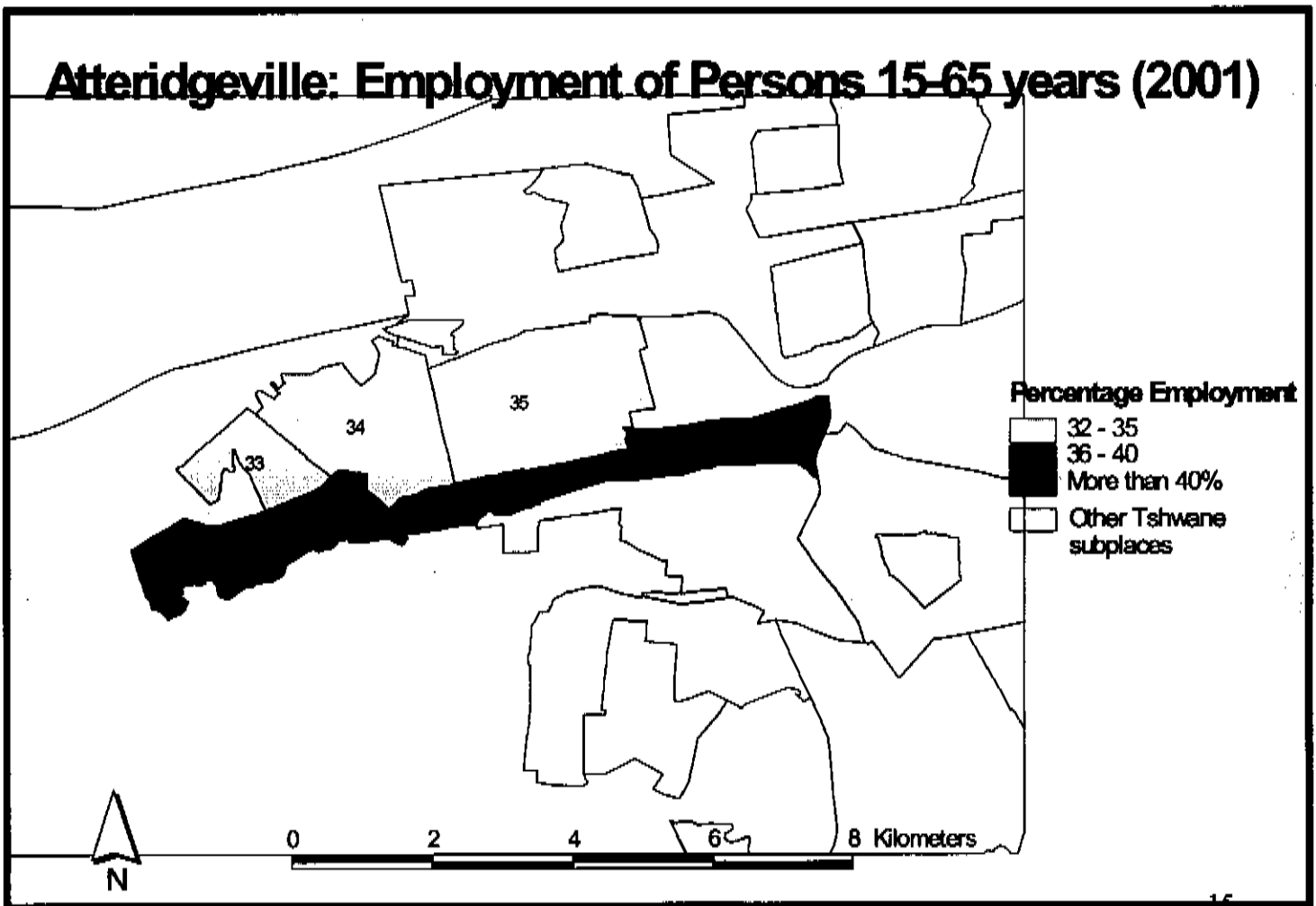
Atteridgeville: Distribution of 14-18 year old population (2001)



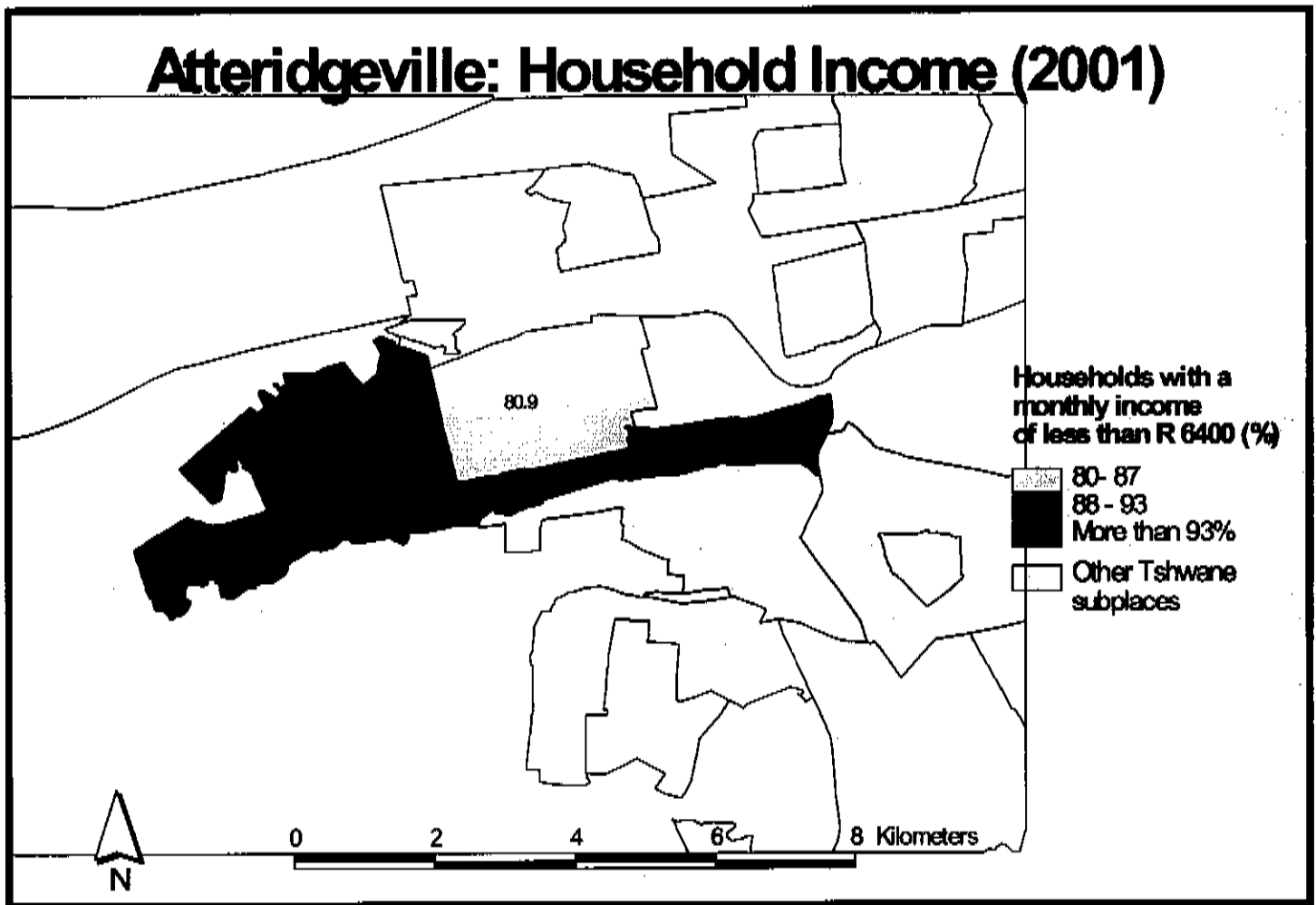
Enrolment Figures for Grade 8 to Grade 12 (2004) vs Eligible Population aged 14 to 18 years (2001)



Atteridgeville: Employment of Persons 15-65 years (2001)



Atteridgeville: Household Income (2001)



Conclusions

- Census 2001 figures suggests a mismatch between participation rate (2004) and eligible learners (14-18 years)
- Socio-economic profile does not suggest that these 'missing' learners are in former 'Model C' or private schools
- Perceived wastage of human resources needs to be investigated further

Future Research into the Wastage of Human Resources

- Jonathan Kozol in *Savage Inequalities* (1991) calls wastage of human resources and they are in a 'Silent Revolution'.
- Where are the 'missing' learners?
- Is there a linkage with DoSD provision of Child Support Grants (CSGs) and drop-out rate?
- Is there a linkage with SAPS crime statistics and drop-out rate?
- This a case which is obviously replicable in other townships – Mamelodi, Mabopane, Soshanguve, etc.